

# AQUA Series

## Mini Pump Kits

### Features & Specifications:

- Available in 24V, 115V, 230V
- Universal voltage available 100V - 250V
- Ultra slim profile.
- Pump installs remotely or inside evaporator.
- Integral hanging loop.
- Seperate reservoir facilitates attachment in vertical applications.
- 3A NO/NC dry contacts rated @ 5A inductive @ 115/230V AC.
- Fully potted electronics.

### Duty Cycle:

50% duty cycle  
5 mins on / 5 mins off

### Capacity:

14 LPH@ zero head (3.7 GPH)  
Up to 24,000 BTU/hr

**Maximum Head:** 8m (26ft)

**Suction Lift:** 1m (3ft)

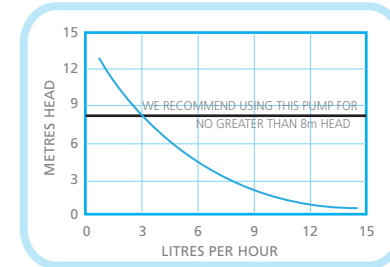
**Sound Level:** 21dB(A)

### Pump Dimensions:


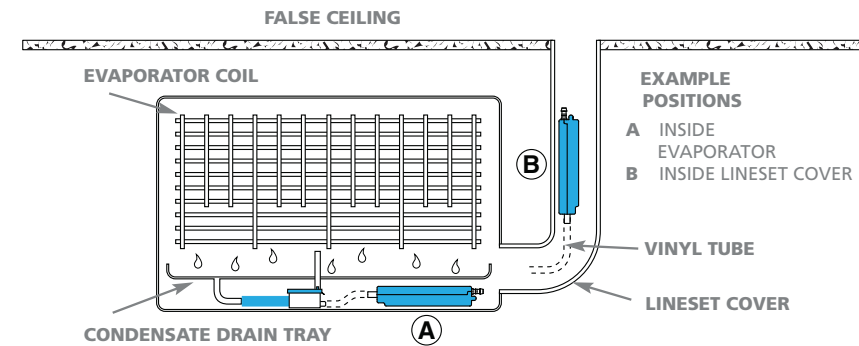
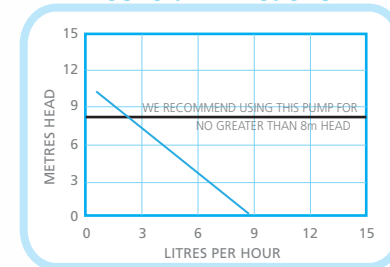
L- 165mm x W- 28mm x H- 28mm  
(L- 6 1/2" x W- 1 1/8" x H- 1 1/8")

Cross Section  
Actual Size

Mini - No Suction Lift



Mini - Constant 1m Suction Lift



### Mini Kit Includes:

1. pump assembly
  2. inline reservoir - lid & sensor cable, float & filter
  3. integral power cable assembly - 6'
  4. inlet tube - 8" x 5/8" i.d.
  5. vinyl breather tube - 6" x 1/4" i.d.
  6. vinyl discharge tube - 5' x 1/4" i.d.
  7. drain hose adaptor
- (not shown: cable ties (6), self-adhesive velcro strips (2), installation manual)

